

FR110-B KOPA FIXED ROUND IP65 REFLECTOR - VEX TRIM

MULTI WATT LED (7-18W)

General

7/10/13/18W options
 Convex smooth baffle
 IP65 rated from below
 CRI >80 (3000k, 4000k)
 3 SDCM colour consistency
 L70 (9K), B10 > 50,000 hours (tested at max.wattage)
 Reflector beam options: 15/25/38/60 degree

Driver Details

Non-dimmable:
 7W = K9V-180 / 10W = K12W-260 /
 13W = K12W-350 / 18W = K20W-500
 Trailing edge dimmable (LED dimmer):
 4W = K4V-100D / 7W = K9V-180D / 10W = K12W-260D /
 13W = K12W-350D / 18W = K18W-500D

Material & Construction

Solid aluminium with unique copper core heatsink technology
 Silicon seals
 10 year paint protection



Machined from
Solid Aluminium

Options

CRI>95, COI, Single colours
 Dimmable driver 1-10V, DALI, DSI, PUSH DIM, ZIGBEE
 Bluetooth, 12/24V DC
 20° wall washer lens (WW)
 180° linear spreader lens (LS)
 IK10 polycarbonate UV stabilized lens (PC)
 Seismic restraint mounting point

Size & Weight

Dimension: 110mm round, 100mm high
 Max. Cut-out: 100mm round
 Weight: 430g

Specifications

MODEL	K0718			
TRIM	FR110B-Fixed Round			
OPTICS	15-15° Reflector-CG	25-25° Reflector-CG	38-38° Reflector-CG	60-60° Reflector-CG
LENS	CG-Clear Glass			
C.C.T	3K - Warm White	4K - Neutral White	5.5K - Daylight	
WATTAGE	7W-180mA	10W-260mA	13W-350mA	18W-500mA
COLOUR	WH-White	BL-Black	SL-Silver	Custom Colours
IP RATING	IP65			

MODEL - TRIM - OPTICS - LENS - COLOUR TEMP - WATTAGE - COLOUR - IP

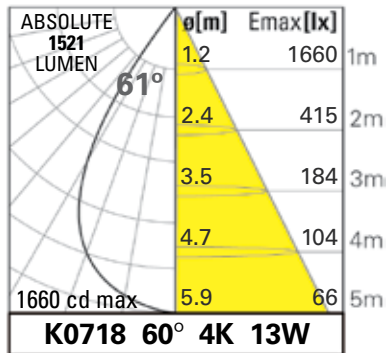


PHOTOMETRIC DATA

All photometric data is solely based on ABSOLUTE lumens and is provided in the top left corner of each cone diagram table.

LM-80/TM-21/LM-79 Testing is carried out by NVLAP international certified laboratory.

IES files are available to download from www.kopaglobal.com (no registration required)



Absolute lumen = lumen value produced by the luminaire running at 25°C ambient with heat sink temperature at equilibrium.

Cd max = Peak candela reading taken at an angle of 0° degrees

ø[m] = Beam diameter based on value of 50% of cd max

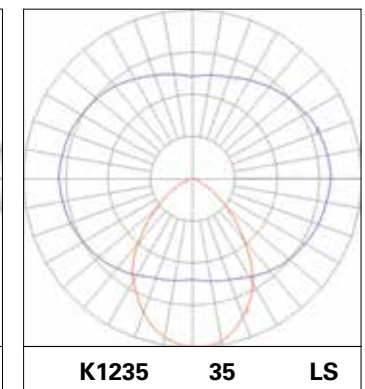
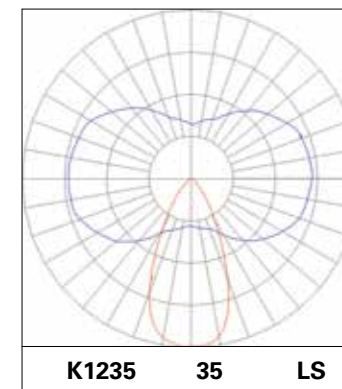
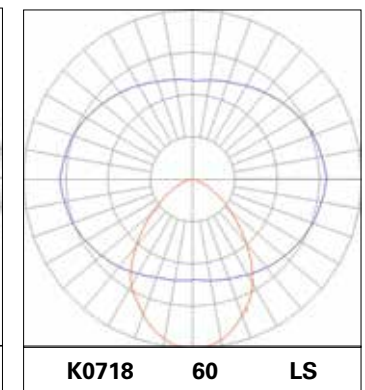
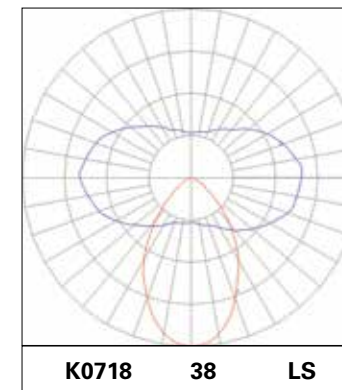
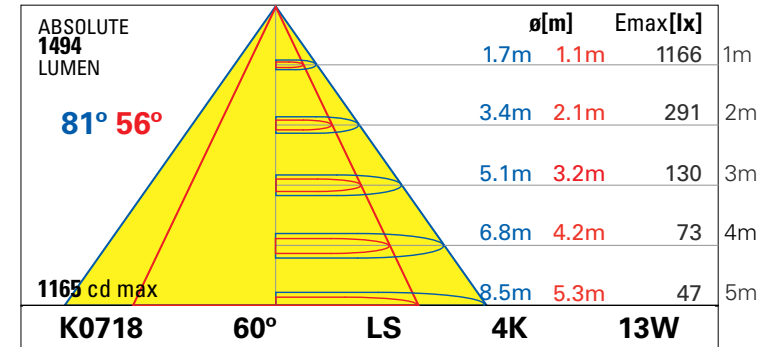
Emax [lx] = Lux level at centre of beam diameter

m = Height of light above surface to be lit

Tip: For calculation of lux level (Emax) use this simple formula:

$$\frac{\text{cdmax}}{\text{m}^2} = \text{Emax [lx]}$$

Example: 2.7m height with lux level at floor required (K0718 60 4K 13W)

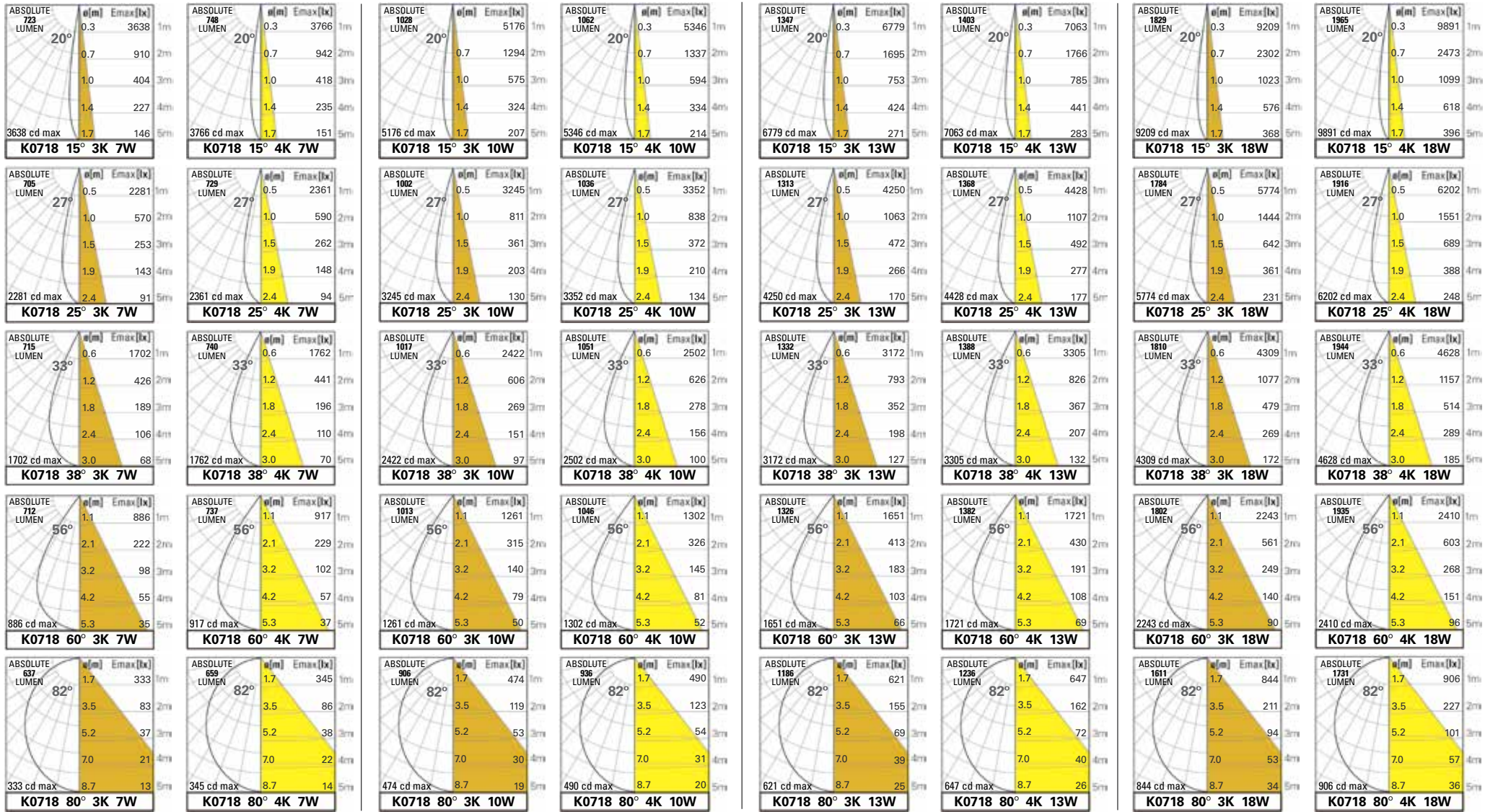
$$\frac{1160\text{cd}}{2.7 \times 2.7\text{m}} = 228 \text{ lux}$$


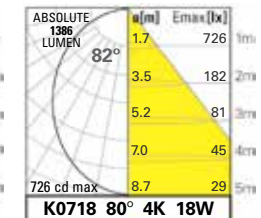
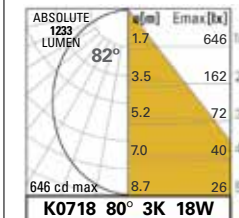
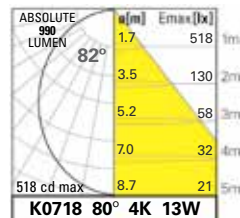
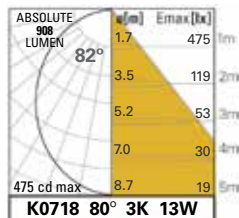
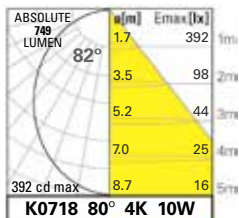
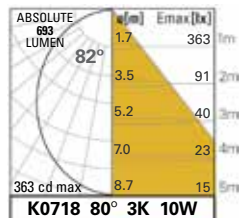
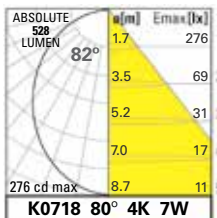
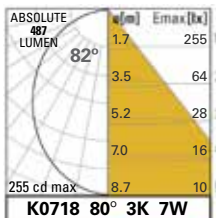
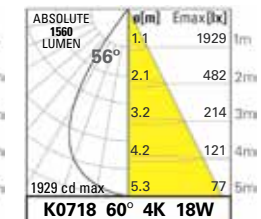
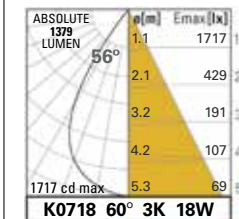
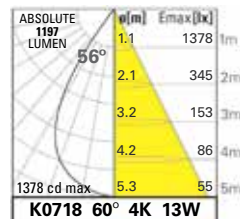
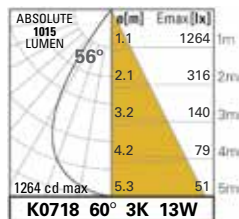
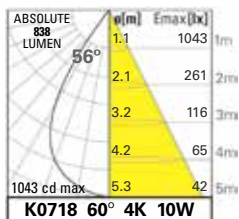
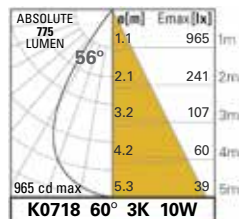
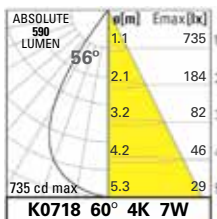
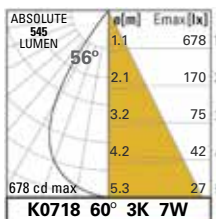
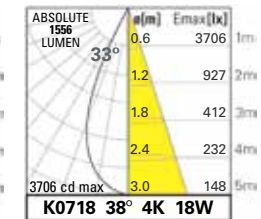
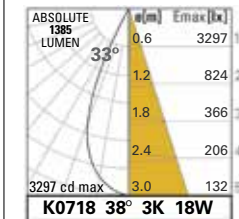
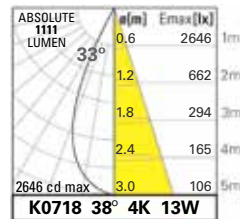
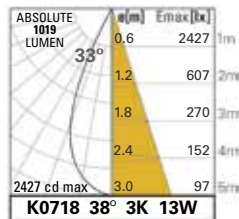
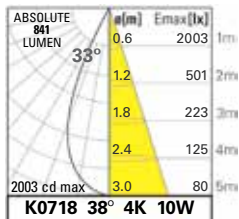
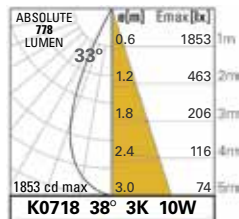
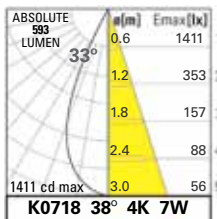
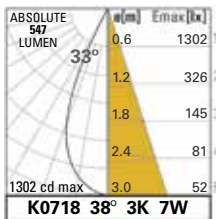
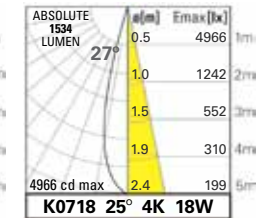
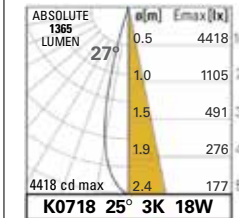
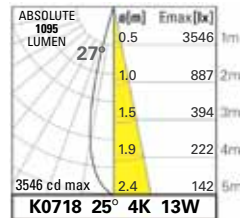
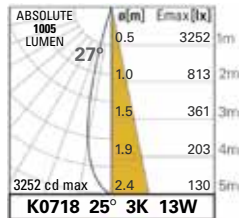
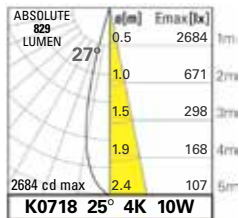
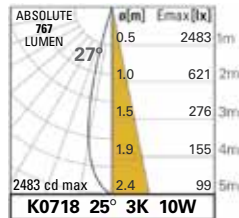
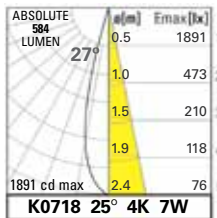
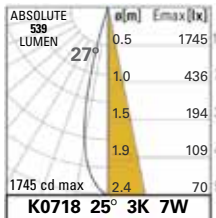
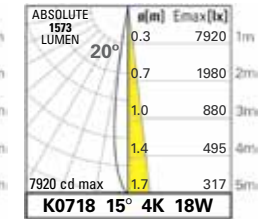
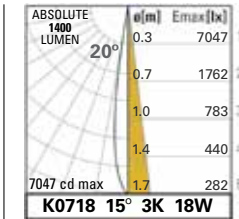

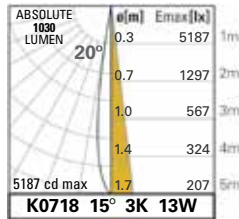
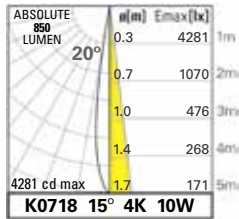
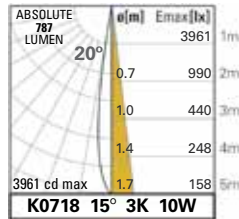
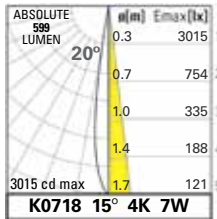
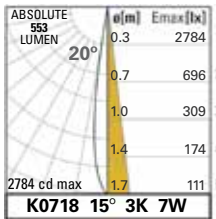
K0718 - CRI80 FR110 TYPE A/B/C WHITE

KOPAGLOBAL

LED PERFORMANCE AT ITS VERY BEST

PHOTOMETRICS

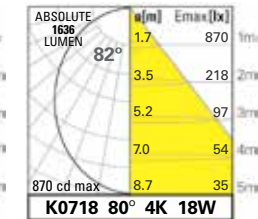
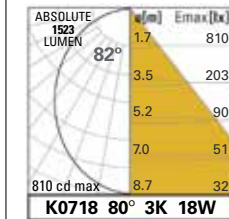
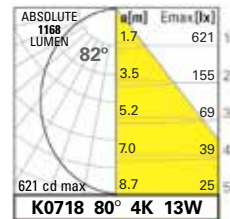
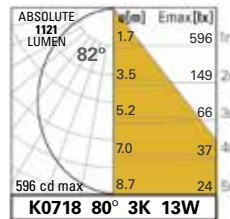
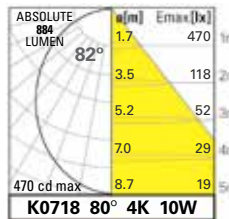
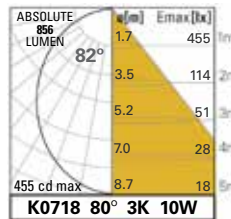
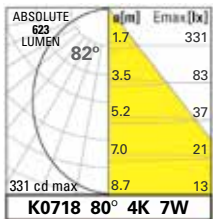
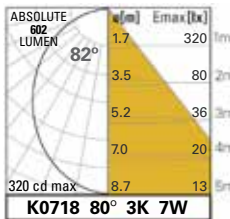
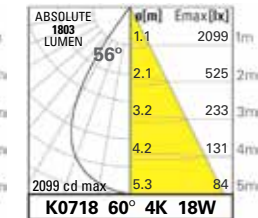
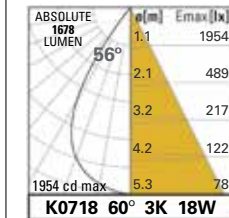
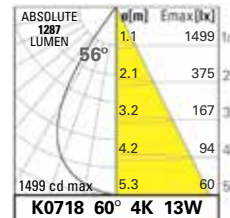
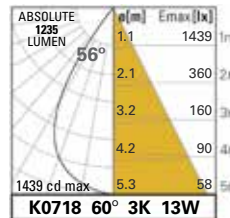
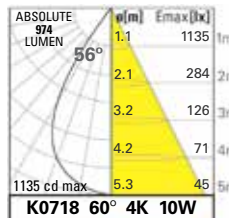
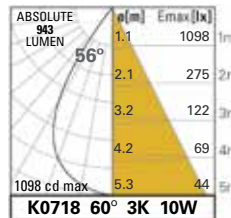
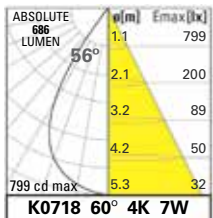
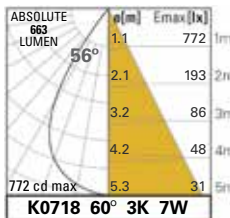
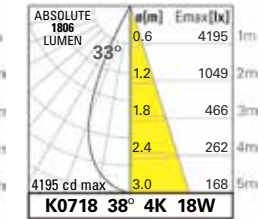
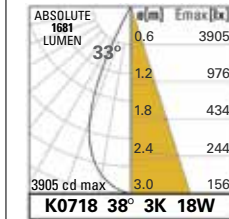
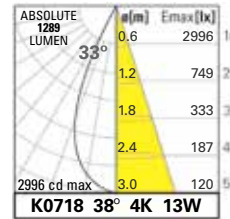
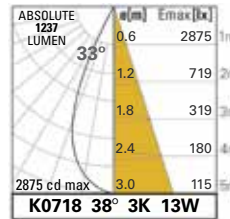
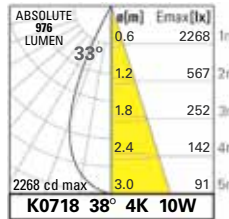
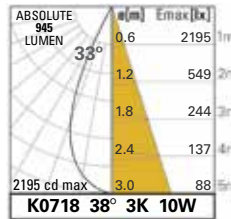
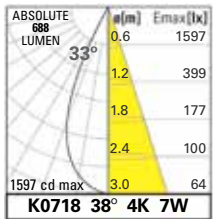
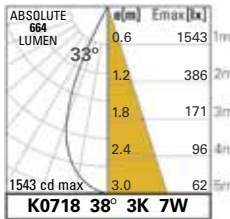
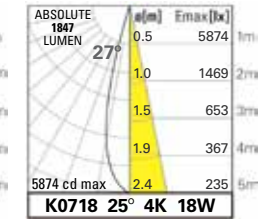
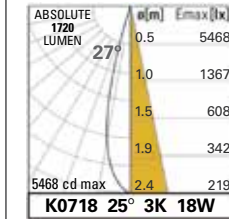
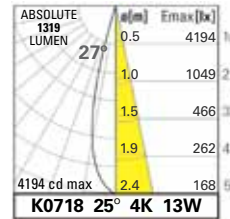
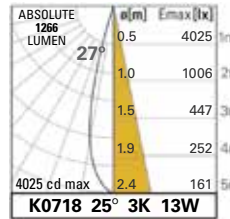
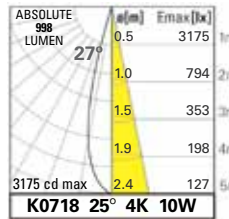
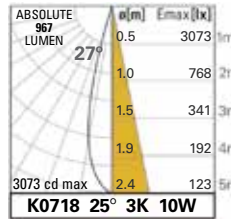
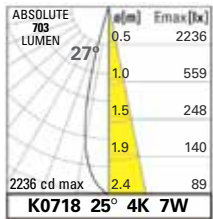
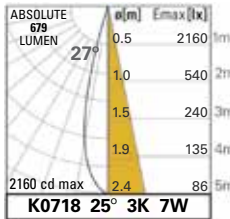
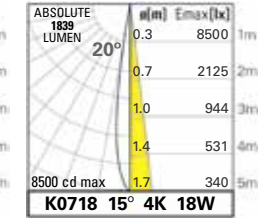
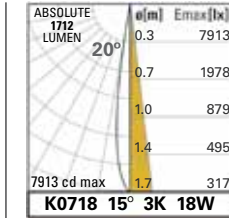
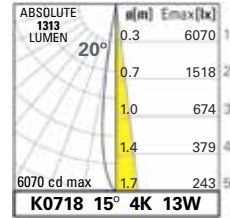
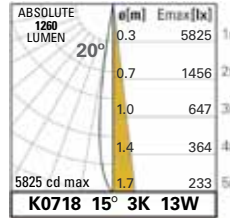
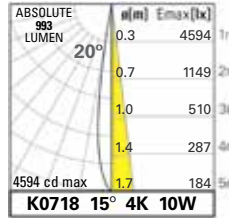
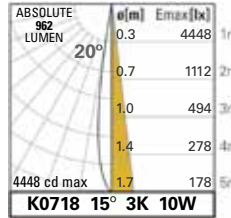
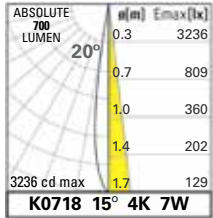



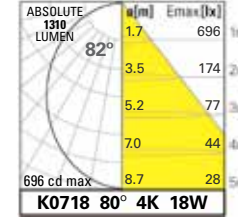
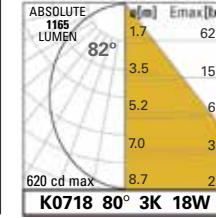
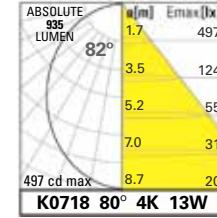
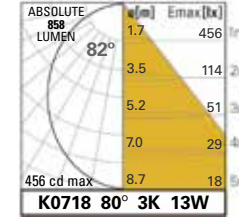
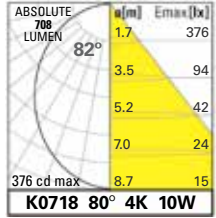
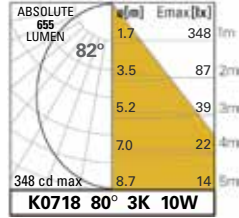
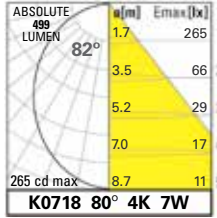
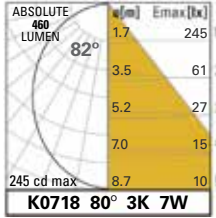
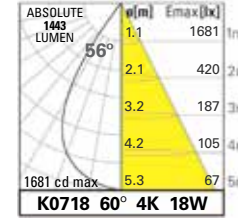
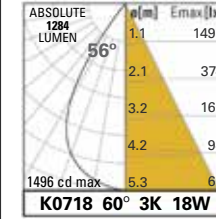
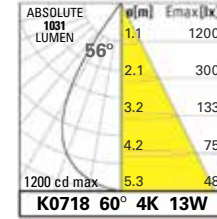
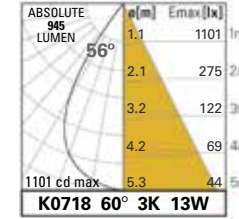
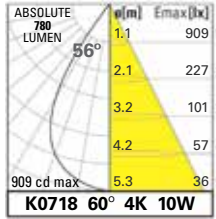
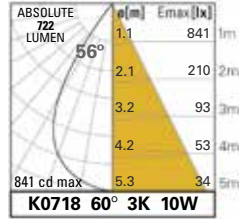
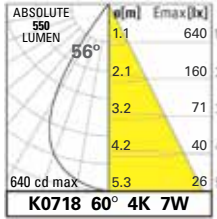
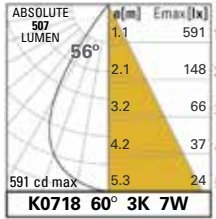
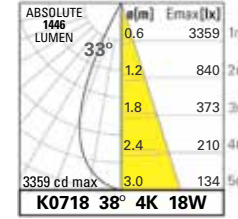
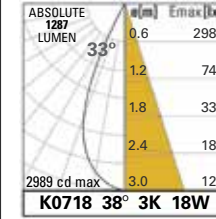
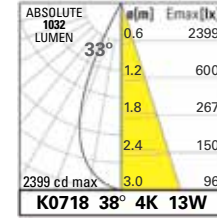
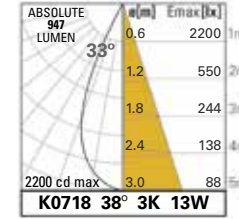
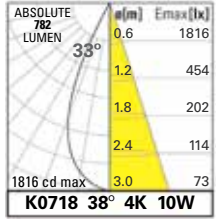
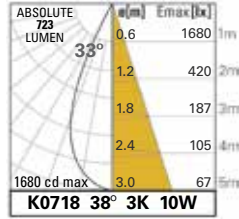
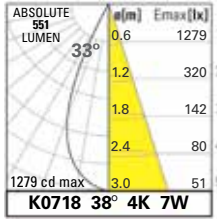
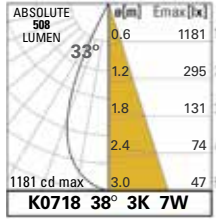
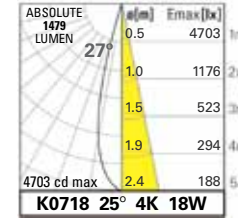
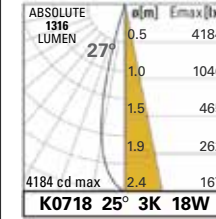
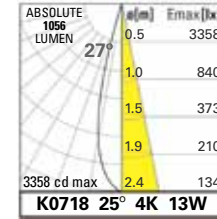
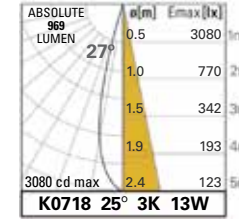
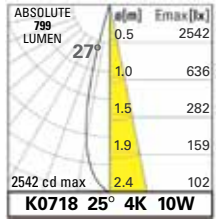
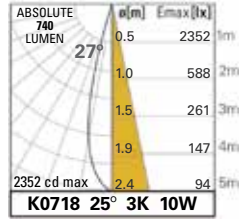
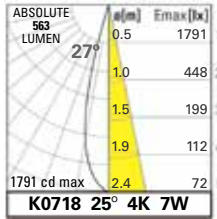
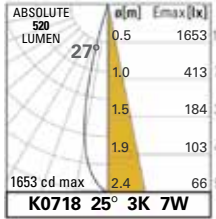
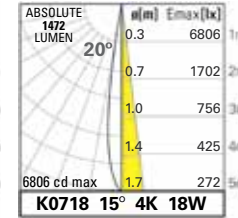
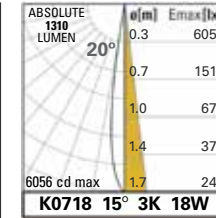
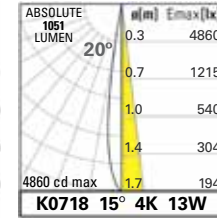
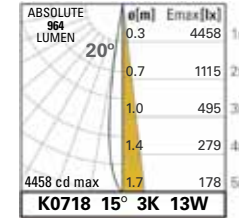

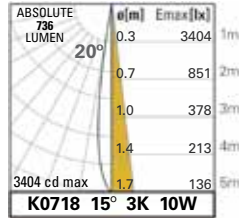
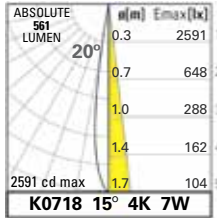
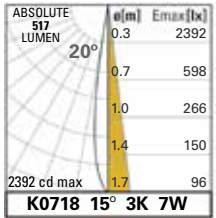


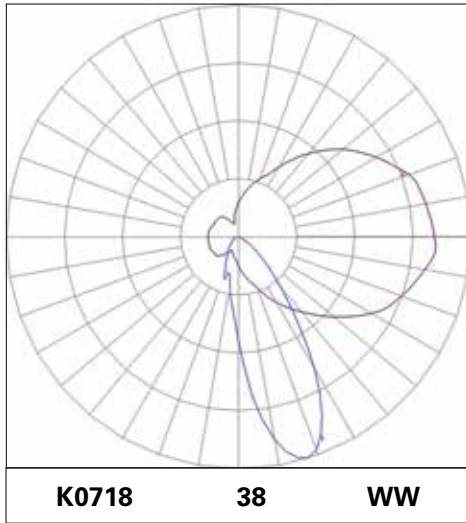
K0718 - CRI80 FR110 TYPE D WHITE

KOPAGLOBAL

LED PERFORMANCE AT ITS VERY BEST





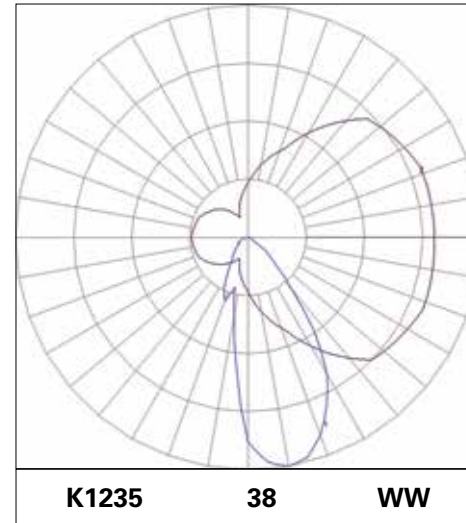


K0718 38 WW 3K CRI80	
ABSOLUTE LUMENS	
7W	766 lm
10W	1089 lm
13W	1432 lm
18W	1975 lm

K0718 38 WW 3K CRI95	
ABSOLUTE LUMENS	
7W	586 lm
10W	833 lm
13W	1096 lm
18W	1511 lm

K0718 38 WW 4K CRI80	
ABSOLUTE LUMENS	
7W	795 lm
10W	1129 lm
13W	1492 lm
18W	2089 lm

K0718 38 WW 4K CRI95	
ABSOLUTE LUMENS	
7W	637 lm
10W	904 lm
13W	1195 lm
18W	1673 lm

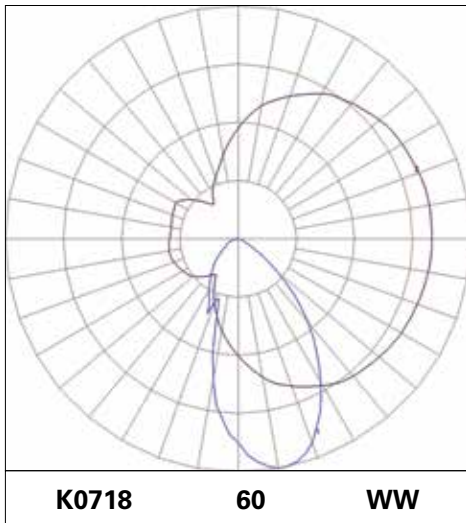


K1235 38 WW 3K CRI80	
ABSOLUTE LUMENS	
12W	1046 lm
16W	1477 lm
22W	2029 lm
35W	2945 lm

K1235 38 WW 3K CRI95	
ABSOLUTE LUMENS	
12W	781 lm
16W	1102 lm
22W	1514 lm
35W	2197 lm

K1235 38 WW 4K CRI80	
ABSOLUTE LUMENS	
12W	1098 lm
16W	1568 lm
22W	2133 lm
35W	3148 lm

K1235 38 WW 4K CRI95	
ABSOLUTE LUMENS	
12W	966 lm
16W	1379 lm
22W	1876 lm
35W	2769 lm

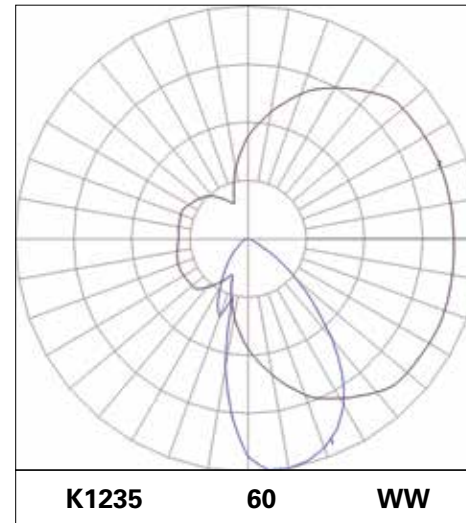


K0718 60 WW 3K CRI80	
ABSOLUTE LUMENS	
7W	732 lm
10W	1039 lm
13W	1431 lm
18W	1923 lm

K0718 60 WW 3K CRI95	
ABSOLUTE LUMENS	
7W	560 lm
10W	795 lm
13W	1095 lm
18W	1471 lm

K0718 60 WW 4K CRI80	
ABSOLUTE LUMENS	
7W	763 lm
10W	1083 lm
13W	1491 lm
18W	2003 lm

K0718 60 WW 4K CRI95	
ABSOLUTE LUMENS	
7W	611 lm
10W	867 lm
13W	1194 lm
18W	1604 lm



K1235 60 WW 3K CRI80	
ABSOLUTE LUMENS	
12W	1095 lm
16W	1546 lm
22W	2123 lm
35W	3081 lm

K1235 60 WW 3K CRI95	
ABSOLUTE LUMENS	
12W	817 lm
16W	1153 lm
22W	1584 lm
35W	2298 lm

K1235 60 WW 4K CRI80	
ABSOLUTE LUMENS	
12W	1120 lm
16W	1599 lm
22W	2175 lm
35W	3211 lm

K1235 60 WW 4K CRI95	
ABSOLUTE LUMENS	
12W	985 lm
16W	1407 lm
22W	1914 lm
35W	2825 lm